

CONSOLIDATED BALANCE SHEET

Unit: VND

Indicators	Trade Code	Notes	As at 30/09/2025	As at 01/01/2025
ASSETS				
A - SHORT-TERM ASSETS	100		239,867,135,585	238,778,496,387
I. Cash and cash equivalents	110	V.1	79,521,564,225	52,799,356,319
1. Cash	111		30,221,564,225	17,590,534,401
2. Cash equivalents	112		49,300,000,000	35,208,821,918
II. Short-term financial investments	120		0	2,000,000,000
1. Held-to-maturity investments	123	V.2	-	2,000,000,000
III. Receivables	130		158,498,775,594	182,881,077,577
1. Short-term receivables from customers	131	V.3	12,543,983,749	10,595,152,094
2. Short-term advances to suppliers	132	V.3	2,765,178,881	2,446,426,118
3. Short-term loan receivables	135	V.2	110,850,000,000	139,450,000,000
4. Other short-term receivables	136	V.3	33,070,908,375	31,120,794,776
5. Short-term provision for doubtful debts	137	V.3	(731,295,411)	(731,295,411)
IV. Inventory	140		149,753,699	92,590,183
1. Inventory	141	V.4	149,753,699	92,590,183
V. Other current assets	150		1,697,042,067	1,005,472,308
1. Short-term prepaid expenses	151	V.10	1,122,265,218	431,541,101
2. Deductible VAT	152		70,545,621	33,808,913
3. Taxes and other receivables from the State	153		504,231,228	540,122,294
B - LONG-TERM ASSETS	200		137,692,305,173	136,383,177,229
I. Long-term receivables	210		496,996,040	421,060,520
2. Other long-term receivables	216	V.5	496,996,040	421,060,520
II. Fixed assets	220		32,432,400,911	29,519,212,171
1. Tangible fixed assets	221	V.7	25,158,565,122	22,229,123,957
- Original cost	222		99,917,076,462	93,787,480,166
- Accumulated depreciation (*)	223		(74,758,511,340)	(71,558,356,209)
2. Intangible fixed assets	227	V.8	7,273,835,789	7,290,088,214
- Original cost	228		7,561,097,914	7,561,097,914
- Accumulated depreciation (*)	229		(287,262,125)	(271,009,700)
III. Long-term unfinished assets	240		421,000,000	388,500,000
1. Construction in progress	242	V.6	421,000,000	388,500,000
IV. Long-term financial investments	250	V.9	89,472,178,444	90,850,519,168
1. Investments in Associates and Joint Ventures	252		12,022,178,444	13,400,519,168
2. Capital contributions to other entities	253		77,450,000,000	77,450,000,000
3. Investments held to maturity	255		-	-
V. Other long-term assets	260		14,869,729,778	15,203,885,370
1. Long-term prepaid expenses	261	V.10	12,849,840,424	13,183,996,016
2. Deferred income tax assets	262	V.11	2,019,889,354	2,019,889,354
TOTAL ASSETS (270 = 100+200)	270		377,559,440,758	375,161,673,616


CAPITAL RESOURCES	Trade Code	Note	As at 30/09/2025	As at 01/01/2025
A- LIABILITIES PAYABLE	300		54,369,678,309	62,192,748,361
I. Short-term liabilities	310		47,579,454,197	55,204,540,840
1. Short-term trade payables	311	V.12	9,090,192,680	5,567,288,385
2. Short-term advance payments from customers	312	V.12	5,554,944,423	140,140,868
3. Taxes and other payables to the state	313	V.13	12,045,916,956	31,623,196,618
4. Payables to employees	314		1,500,185,629	2,061,279,309
5. Short-term accrued expenses	315	V.14	1,352,709,883	634,311,389
6. Short-term unearned revenue	318	V.16	319,729,322	234,153,940
7. Other short-term payables	319	V.15	17,430,068,757	14,803,506,625
9. Bonus and welfare funds	322		285,706,546	140,663,705
II. Long-term liabilities	330		6,790,224,112	6,988,207,521
1. Long-term accrued expenses	333	V.14	129,025,828	285,053,184
2. Other long-term payables	337	V.15	6,571,288,622	6,613,244,675
3. Deferred income tax payable	341		89,909,662	89,909,662
B - OWNER'S EQUITY	400		323,189,762,450	312,968,925,256
I. Owner's equity	410	V.20	323,189,762,450	312,968,925,256
1. Owner's capital contribution	411	V.20	150,000,000,000	150,000,000,000
- Common shares with voting rights	411a		150,000,000,000	150,000,000,000
2. Development investment fund	418	V.20	36,779,900,263	36,779,900,263
3. Other funds belonging to owners' equity	420	V.20	3,410,429,248	3,410,429,248
4. Undistributed profit after tax	421		132,592,884,894	120,503,260,815
<i>Accumulated undistributed profit after tax to the end of t</i>	421a		118,000,163,008	94,712,685,427
<i>Undistributed profit after tax this year</i>	421b		14,592,721,886	25,790,575,388
5. Non-controlling interests	429		406,548,045	2,275,334,930
TOTAL CAPITAL (440 = 300 + 400)	440		377,559,440,758	375,161,673,616

Hanoi, Oct 29, 2025


Prepare

Chief Accountant

General Director



Mr Pham Quoc Chinh



Mr Pham Quoc Chinh



Mr Dao Nguyen Dang

DN- CONSOLIDATED STATEMENT OF PERFORMANCE

Unit: VND

Indicator	Code	Note	This Quarter this Year	This Quarter last Year	Cumulative from the beginning of the year to the end of this quarter (This Year)	Cumulative from the beginning of the year to the end of this quarter (Last Year)
1	2	3	4	5	6	7
1. Sales and service revenue	01	VI.1	30,878,563,066	26,097,811,515	88,523,764,062	69,986,052,885
2. Revenue deductions	02		0	0	0	0
3. Net sales and service revenue	10		30,878,563,066	26,097,811,515	88,523,764,062	69,986,052,885
4. Cost of goods sold	11	VI.2	26,405,424,962	22,432,092,238	74,995,353,577	60,952,873,685
5. Gross profit from sales and service: (20 = 10-11)	20		4,473,138,104	3,665,719,277	13,528,410,485	9,033,179,200
6. Financial revenue	21	VI.3	3,608,736,218	4,583,263,602	12,790,819,100	50,981,278,034
7. Financial expenses	22	VI.4	-	99,002,301	28,756,806	111,721,124
- Of which: Interest expense	23		-	-	-	-
8. Profit/loss in Associates (*)	24		80,455,392	1,830,500,250	765,943,174	3,043,039,066
9. Sales expenses	25		0	0	0	0
10. Business management expenses	26	VI.5	2,608,755,518	2,765,813,747	9,444,517,676	13,580,734,308
11. Net profit from business activities 30 = 20 + (21-22) + 24 - (25+26)	30		5,553,574,196	7,214,667,081	17,611,898,277	49,365,040,867
12. Other income	31	VI.6	217,687,366	24,295,251	262,783,660	198,627,685
13. Other expenses	32	VI.7	101,633,347	172,013,020	270,242,151	344,690,399
14. Other profits (40 = 31-32)	40		116,054,019	(147,717,769)	(7,458,491)	(146,062,714)
15. Total profit before tax (50 = 30+40)	50		5,669,628,215	7,066,949,312	17,604,439,786	49,218,978,153
16. Current corporate income tax expense	51		753,007,915	332,142,810	2,903,913,025	23,699,054,928
17. Deferred corporate income tax expense	52		0	0	0	39,715,378
18. Profit after corporate income tax (60=50-51-52)	60	VI.8	4,916,620,300	6,734,806,502	14,700,526,761	25,480,207,847
19. Profit after tax of the parent company	61		4,914,390,900	6,698,518,934	14,592,721,886	25,363,739,462
20. Profit after tax of non- controlling shareholders	62		2,229,400	36,287,568	107,804,875	116,468,385
21. Basic earnings per share	70		328	447	973	1,691
22. Diluted earnings per share	71		328	447	973	1,691

Prepare

Mr Pham Quoc Chinh

Chief Accountant

Mr Pham Quoc Chinh

Hanoi, Oct 29, 2025

General Director



Mr Dao Nguyen Dang

DN - CONSOLIDATED CASH FLOW STATEMENT - INDIRECT METHOD - QIII 2025

Unit: VND

No.	Indicator	Code	Note	Accumulated from the beginning of the year to the end of the second quarter of this year	Accumulated from the beginning of the year to the end of the second quarter of the previous year
I	Cash flows from operating activities				
1	Profit before tax	01		17,604,439,786	49,218,978,153
2	Adjustments for items				
	- Depreciation Of fixed assets and investment property	02		3,216,407,556	2,816,184,608
	- Provisions	03		-	-
	- Exchange rate gains and losses due to revaluation Of foreign currency items	04		(39,816,055)	8,076,795
	- investment gains and losses	05		(12,612,854,180)	(46,254,719,332)
	- Interest expense	06		-	-
	- Other adjustments	07		-	-
3	Profit from operating activities before changes in working capital	08		8,168,177,107	5,788,520,225
	- Increases and decreases in receivables	09		(8,760,700,271)	(12,677,064,360)
	- Increases and decreases in inventories	10		(57,163,516)	33,586,150
	- Increases and decreases in payables (excluding Interest payable and corporate income tax payable)	11		9,529,883,255	12,720,991,356
	- Increases and decreases in prepaid expenses	12		(356,568,525)	(886,611,591)
	- Interest paid	14		-	-
	- corporate income tax paid	15		(25,173,744,632)	(3,266,677,171)
	- Other cash receipts from operating activities	16		750,088,394	(106,730,000)
	- Other cash outflows for operating activities	17		(211,638,050)	(44,169,050)
	Net cash flow from operating activities	20		(16,111,666,238)	1,561,845,558
II	Cash flow from investing activities				
1	Cash outflows for purchasing and constructing fixed assets and other long-term assets	21		(6,162,096,296)	(5,150,857,944)
2	Proceeds from liquidation and sale of fixed assets and other long-term assets	22		-	15,000,000
3	Cash outflows lending, purchasing debt instruments of other entities	23		(204,400,000,000)	(120,000,000,000)
4	Cash recovered from lending, reselling debt instruments of other entities	24		235,000,000,000	11,800,000,000
5	Cash paid for investment in other entities	25		-	-
6	Cash recovered from investment in other entities	26		3,625,671,401	114,280,000,000
7	Cash received from loan interest and dividends	27		14,831,744,595	1,829,204,026
	Net cash flow from investment activities	30		42,895,319,700	2,773,346,082

No.	Indicator	Code	Note	Accumulated from the beginning of the year to the end of the second quarter of this year	Accumulated from the beginning of the year to the end of the second quarter of the previous year
III	Cash flow from financing activities				
1	Short-term and long-term borrowings received	33		-	-
2	Repayment of principal loans	34		-	-
5	Repayment of finance leases	35			-
3	Dividends and profits paid to owners	36		-	-
	Net cash flows from financing activities	40		-	-
	Net cash flows during the period (50 = 20+30+40)	50		26,783,653,462	4,335,191,640
	Cash and cash equivalents at the beginning of the period	60		52,799,356,319	50,115,086,642
	Effects of changes in foreign exchange rates	61		(61,445,556)	107,632,608
	Cash and cash equivalents at the end of the period (70 = 50+60+61)	70		79,521,564,225	54,557,910,890

Hanoi, Oct 29, 2025
General Director

Prepare

Chief Accountant





Mr Pham Quoc Chinh

Mr Pham Quoc Chinh

Mr Dao Nguyen Dang

DN - NOTES TO CONSOLIDATED FINANCIAL STATEMENTS QUARTER 3, 2025

I- Characteristics of business operations:

1- Form of capital ownership:

The Transport and Chartering Joint Stock Company was equitized from the Transport and Chartering Company (100% State-owned Company) according to Decision No. 963/QD-BGTVT dated April 27, 2006 and Decision No. 1944/QD-BGTVT

dated September 22, 2006 of the Ministry of Transport. Trading name: Transport and Chartering Corporation

Abbreviation: VIETFRACHT

Head office of the Company at 74 Nguyen Du, Hai Ba Trung, Hanoi

Charter capital according to the Business Registration and Tax Registration Certificate No. 0100105937 issued by the Department of Planning and Investment of Hanoi City on January 3, 2018 (registered for the 9th change) is 150,000,000,000 VND, divided into 15,000,000 shares, the par value of each share is 10,000 VND/share.

2- Business areas: Inland container depot (ICD) business, maritime brokerage services, ship chartering and ship leasing

3- Business lines: Transport of goods by sea; ship chartering, ship leasing; brokerage and other services, shipping agency, freight forwarding agency...

4- Normal production and business cycle: Not more than 12 months.

5- Enterprise structure:

Branches:

- Branch of Transport and Chartering Joint Stock Company in Ho Chi Minh City;
- Branch of Transport and Chartering Joint Stock Company in Hai Phong City.
- Branch of Transport and Chartering Joint Stock Company in Quang Ninh Province.

Subsidiaries:

- Vietfracht Hung Yen Logistics Joint Stock Company;
- Vietfracht Hanoi One Member Co., Ltd. (Decision on establishment dated March 28, 2018);
- Vietfracht Ho Chi Minh City One Member Co., Ltd. (Decision on establishment dated April 9, 2018);
- Vietfracht Hai Phong One Member Co., Ltd. (Decision on establishment dated March 29, 2018).

Indirect affiliates and joint ventures:

- Heung - A Line Vietnam Co., Ltd.; (*)
- Dimerco - Vietfracht Joint Venture Company Limited;
- Unithai Maruzen Logistics Vietnam Joint Stock Company.

(*) The Company has divested all capital from Heung - A Line Vietnam Co., Ltd. since February 28, 2025

6. Comparative information on the Financial Statements: The figures of the financial statements were prepared in the same period of the previous year

II- Accounting period, currency used in accounting:

1. Accounting year: starts from January 1 and ends on December 31 of each year
2. Currency used in accounting: Vietnam Dong

III- Applicable accounting standards and regimes

1. Applicable accounting standards and regimes: The Company applies the Vietnamese Accounting Standards and Regimes for Enterprises issued under Circular No. 200/2014/TT-BTC dated December 22, 2014, Circular No. 75/2015/TT-BTC dated May 18, 2015 and Circular 53/2016/TT-BTC dated March 21, 2016 of the Ministry of Finance amending and supplementing a number of articles of Circular No. 200/2014/TT-BTC dated December 22, 2014 guiding the Enterprise Accounting Regime.

2. Applicable accounting form: Accounting by vouchers.

IV-Applicable accounting policies

1. Cash and cash equivalents: Cash includes cash in hand, bank deposits.
2. Foreign currency transactions

Transactions in currencies other than Vietnamese Dong (VND) are converted into Vietnamese Dong at the exchange rate at the time of the transaction. Exchange rate differences incurred during the fiscal period are recorded in financial expenses or revenue in the fiscal period.

The balance of cash assets, cash equivalents and liabilities denominated in foreign currencies at the end of the fiscal period are converted into Vietnamese Dong at the buying rate of the bank with the transaction account at the end of the fiscal period.

Exchange rate differences arising from the revaluation of balances at the end of the fiscal period are recorded in financial expenses or revenue in the fiscal period.

3. Financial investments

Financial investments are accounted for using the original cost method. The Company only records in the income statement the portion of the accumulated net profit of the investee arising after the date of investment. Any other amount received by the Company other than the profit is considered as a recovery of investments and is recorded as a deduction from the cost of the investment.

Financial investments at the reporting date, if:

Have a recovery period or maturity not exceeding 90 days from the date of purchase of the investment are considered

Have a capital recovery period of less than 1 (one) year or within 1 (one) business cycle are classified as short-term assets; and

Have a capital recovery period of more than 1 (one) year or more than 1 (one) business cycle are classified as long-term assets.

Loans

Loans are determined at cost less provisions for doubtful debts. Provision for doubtful debts of the Company's loans

Long-term financial investments

Investments in subsidiaries, joint ventures and associates

A subsidiary is an entity in which the Company has the power to control the financial policies and operations so as to obtain economic benefits from its operations.

An associate is an entity in which the Company has significant influence but is neither a subsidiary nor a joint venture of the Company. Significant influence is the power to participate in making financial and operating decisions of the investor but does not have control or joint control over those policies.

Investments in other entities

Other long-term investments include investments in shares, capital contributions to other entities with a ratio of less than 20% of the charter capital of the investee company, loans and other long-term investments. Other investments are recorded at actual purchase price. Investments in subsidiaries, joint ventures and associates are presented in the Balance Sheet at cost less provisions for impairment (if any). Provisions for impairment of investments in subsidiaries, joint ventures and associates are made in accordance with Circular No. 48/2019/TT-BTC dated August 8, 2019 of the Ministry of Finance on "Guidelines for the provision and use of provisions for impairment of inventories, losses in financial investments, bad debts and warranties for products, goods and construction works at enterprises".

4. Receivables

Receivables are presented in the Separate Financial Statements at the carrying value of receivables from the Company's customers and other receivables plus provisions for bad debts. At the time of reporting, if:

- Receivables with a collection or payment period of less than 1 year (or within a business production cycle) are classified as short-term assets;
- Receivables with a collection or payment period of more than 1 year (or more than one business production cycle) are classified as long-term assets;

Provisions for receivables are established in accordance with Circular No. 200/2014/TT-BTC ("Circular 200") dated December 22, 2014 of the Minister of Finance and Circular 200/2014/TT-BTC guiding the Enterprise Accounting Regime and Circular No. 48/2019/TT-BTC dated August 8, 2019 of the Ministry of Finance guiding the regime of setting up and using provisions for inventory price reduction, loss of financial investments, bad debts and warranty of products, goods and construction works at enterprises.

5. Inventories

Inventories are determined at cost. In case the net realizable value is less than the original price, it is recorded at the net realizable value. The cost of inventories comprises all costs incurred in bringing the inventories to their present location and condition, including: purchase price, non-refundable taxes, transportation, handling, storage costs during the purchase process, standard loss, and other costs directly attributable to the purchase of inventories.

The Company applies the periodic inventory method to account for inventories. The selling price of inventories is calculated using the monthly weighted average method.

6. Principles of recording and depreciation of fixed assets

Fixed assets are reflected at their original cost and accumulated depreciation.

Tangible fixed assets

The original cost of tangible fixed assets includes the purchase price and any costs directly related to bringing the asset to a state of readiness for use. The original cost of tangible fixed assets by self-made or self-constructed assets includes construction costs, actual production costs incurred plus installation and testing costs. The costs of upgrading tangible fixed assets are capitalized, increasing the original cost of fixed assets; maintenance and repair costs are included in the business results of the year. When tangible fixed assets are sold or liquidated, the original cost and accumulated depreciation are written off and any gains or losses arising from the liquidation of tangible fixed assets are included in the business results of the year.

Depreciation of tangible fixed assets is calculated using the straight-line method, applied to all assets at the rate calculated to allocate the original cost over the estimated period of use and in accordance with the guidance in Circular No. 45/2013/TT-BTC dated April 25, 2013 of the Ministry of Finance on guiding the management, use and depreciation regime of fixed assets, Circular No. 147/2016/TT-BTC dated October 13, 2016 amending and supplementing a number of articles of Circular No. 45/2013/TT-BTC and Circular No. 28/2017/TT-BTC dated April 12, 2017 amending and supplementing a number of articles of Circular No. 45/2013/TT-BTC.

The depreciation period of the company's tangible fixed assets is as follows:

Type of asset	Depreciation period (years)
- Buildings, structures	05-50
- Machinery, equipment	05-07
- Means of transport, transmission	07-15
- Equipment, management tools	03-05

Intangible fixed assets

The original cost of intangible fixed assets includes the purchase price and any costs directly related to preparing the

Depreciation of intangible fixed assets is calculated using the straight-line method, applied to all assets at the rate
The depreciation period of the company's intangible fixed assets is as follows:

- Management software

03 - 05 years

- Land use rights

According to actual time

7. Prepaid expenses.

These are types of actual expenses that have been incurred but are related to the results of production and business activities of many accounting years.

The company's short-term prepaid expenses are tools, equipment awaiting allocation, ship rental insurance, land rent and other expenses.

The company's long-term prepaid expenses are major repairs, issuance of Thang Long Ship Certificate, major repairs, issuance of Bluelotus Ship Certificate, cargo transfer warehouse operator project and other expenses.

8. Liabilities

Liabilities are recorded at cost

Payables to suppliers are commercial payables arising from the purchase of goods and services.

Other payables include non-commercial payables not related to the purchase of goods and services.

9. Accrued expenses

Payables arising from the purchase of goods and services received from suppliers and recorded in the production and business costs of the reporting year but without invoices or complete accounting documents.

10. Principles of recording equity:

The owner's investment capital is recorded according to the actual capital contributed by the owner.

The reserve funds belonging to equity are set aside from undistributed profit after tax according to the decision of the General Meeting of Shareholders.

Undistributed profit after tax is the profit from the Company's production and business activities after deducting adjustments due to retroactive application of changes in accounting policies, retroactive adjustment of material errors of previous years, setting up funds and distributing dividends to shareholders according to the provisions of law and approved by the Board of Directors.

11. Principles and methods of recording revenue:

Revenue is recorded when the transaction results are determined reliably and the Company is able to obtain economic

Revenue from rendering services is recognized when the significant risks and rewards have been transferred to the customer and the services have been provided and accepted by the customer.

Financial revenue includes revenue arising from interest on deposits, interest on loans, and other financial revenue.

Interest on deposits and interest on loans is determined on an accrual basis, determined on the balance of deposits and the applicable interest rate.

Interest from investments is recognized when the Company has the right to receive the interest.

12. Unearned revenue

Reflects the current amount and the increase or decrease in the enterprise's unrealized revenue during the accounting period. Unearned revenue includes revenue received in advance such as: Amounts paid in advance by customers for one or more accounting periods for asset leasing.

13. Principles of accounting for cost of goods sold

Cost of goods sold reflects the capital value of services sold during the period, ensuring the principle of matching

14. Principles of accounting for financial expenses

The Company's financial operating expenses include loan interest expenses and expenses for joint venture activities arising during the financial period.

15. Principles of accounting for sales expenses and business management expenses

Business management expenses reflect the Company's general management expenses, including expenses for salaries of the business management department, social insurance, health insurance, union fees, unemployment insurance of business management staff, office materials, labor tools, depreciation of fixed assets used for business management, land rent, business license tax, provision for bad debts, outsourced services and other cash expenses.

16. Principles and methods of recording VAT expenses, other taxes, corporate income tax, deferred corporate income tax.

The VAT rate for the Company's products will be 0% for international transportation services and 10% for other. Other taxes are applied according to current tax laws in Vietnam.

The Company is required to pay corporate income tax at the rate of 20%

Current income tax is the tax calculated on taxable income for the period using the tax rate applicable in the financial period. Taxable income differs from accounting profit due to adjustments for temporary differences between tax accounting and financial accounting as well as adjustments for income or expenses that are not taxable or deductible

Deferred income tax liability is recognized for all taxable temporary differences, except to the extent that the deferred income tax liability arises from the initial recognition of an asset or liability in a transaction that, at the time of the transaction, affects neither accounting profit nor taxable profit (or tax loss).

V- Additional information and details for items presented in the Balance Sheet

Unit: VND

Indicator	As at 30/09/2025	As at 01/01/2025
1. Cash and cash equivalents		
- Cash	51,051,854	91,982,484
- Bank deposits	30,170,512,371	17,498,551,917
- Cash equivalents	49,300,000,000	35,208,821,918
Total	79,521,564,225	52,799,356,319
2. Short-term financial investments		
- Short-term loan receivables	110,850,000,000	139,450,000,000
- Other Short-term investments	0	2,000,000,000
Total	110,850,000,000	141,450,000,000

3. Short-term receivables	As at 30/09/2025	As at 01/01/2025
- Receivables from customers	12,543,983,749	10,595,152,094
- advances to suppliers	2,765,178,881	2,446,426,118
- Prepayments to suppliers	33,070,908,375	31,120,794,776
- Other Receivables, Short-term assets : +Advances	735,441,432	413,653,000
+ Shipping lines not yet exempted	5,229,333,970	5,229,333,970
+ Short-term deposits and deposits	772,900,853	772,400,853
+ Other receivables	26,333,232,120	24,705,406,953
-Provision for doubtful debts	(731,295,411)	(731,295,411)
Total	47,648,775,594	43,431,077,577
4. Inventory		
-Raw materials, supplies	149,753,699	92,590,183
Total	149,753,699	92,590,183
5. Long-term receivables		
+ Working capital in affiliated units		
- Other long-term receivables	496,996,040	421,060,520
Total	496,996,040	421,060,520
6. Construction in progress		
Other projects	421,000,000	388,500,000
Total	421,000,000	388,500,000

7. Increase and decrease of tangible fixed assets:						
Items	Buildings	Machinery and equipment	Means of transport and transmission	Equipment and tools for managing	Other fixed assets	Total
Original cost of tangible fixed assets						
Balance at 01/01/2025	70,859,706,156	1,386,196,185	20,130,518,325	1,411,059,500	-	93,787,480,166
- Liquidation, sale	-	-	-	-	-	-
- New purchase	-	34,580,000	6,095,016,296	-	-	6,129,596,296
Balance at 30/09/2025	70,859,706,156	1,420,776,185	26,225,534,621	1,411,059,500	-	99,917,076,462
Accumulated depreciation						
Balance at 01/01/2025	49,521,124,554	1,134,978,906	19,491,193,249	1,411,059,500	-	71,558,356,209
- Depreciation during the period	2,549,141,019	76,699,755	574,314,357	-	-	3,200,155,131
- Liquidation, sale	-	-	-	-	-	-
Balance at 30/09/2025	52,070,265,573	1,211,678,661	20,065,507,606	1,411,059,500	-	74,758,511,340
Remaining value of tangible fixed assets						
- As at 01/01/2025	21,338,581,602	251,217,279	639,325,076	-	-	22,229,123,957
- As at 30/09/2025	18,789,440,583	209,097,524	6,160,027,015	-	-	25,158,565,122
8. Increase and decrease of intangible fixed assets						
Item	Land use rights	Copyrights, patents	Trademarks	Computer software	Other intangible assets	Total
Original cost of intangible fixed assets						
Balance at 01/01/2025	7,355,097,914	-	-	206,000,000	-	7,561,097,914
Balance at 30/09/2025	7,355,097,914	-	-	206,000,000	-	7,561,097,914
Accumulated depreciation						
Balance at 01/01/2025	65,009,700	-	-	206,000,000	-	271,009,700
- Depreciation during the period	16,252,425	-	-	-	-	16,252,425
Balance at 30/09/2025	81,262,125	-	-	206,000,000	-	287,262,125
Remaining value of intangible fixed assets						
- As at 01/01/2025	7,290,088,214	-	-	-	-	7,290,088,214
- As at 30/09/2025	7,273,835,789	-	-	-	-	7,273,835,789

9. Long-term financial investments	As at 30/09/2025	As at 01/01/2025
Original cost of investments	12,022,178,444	13,400,519,168
Dimerco Vietfracht LD Co., Ltd.	10,773,380,730	10,207,564,677
Heung-A Line VN Co., Ltd.	0	1,844,283,897
Unithai Maruzen Logistics VN Joint Stock Company	1,248,797,714	1,348,670,593
Capital investment in other entities	77,450,000,000	77,450,000,000
Hanoi Real Estate Investment, Service and Trading Joint Stock Company (Decision 35/2019/QD-BDS HN dated January 28, 2019)	77,450,000,000	77,450,000,000
Total	89,472,178,444	90,850,519,168
10. Prepaid Expenses		
Short-term prepaid expenses	1,122,265,218	431,541,101
Long-term prepaid expenses	12,849,840,424	13,183,996,016
Total	13,972,105,642	13,615,537,117
11. Deferred Tax Assets	2,019,889,354	2,019,889,354
12. Trade Payables and Advances from Buyers		
Trade Payables	9,090,192,680	5,567,288,385
Advance Payments from Buyers	5,554,944,423	140,140,868
Total	14,645,137,104	5,707,429,254
13. Taxes and amounts payable to the State		
- VAT	1,481,574,950	498,131,270
- corporate income tax	2,896,799,604	25,306,076,580
- Personal income tax	72,805,289	348,130,905
- Land fees, Land tax	3,278,685,463	241,605,639
- Other taxes	4,316,051,650	5,229,252,224
Total	12,045,916,956	31,623,196,618
14. Payable Expenses		
- Short-term payable expenses	1,352,709,883	634,311,389
- long-term payable expenses	129,025,828	285,053,184
Total	1,481,735,711	919,364,573
15. Other payables		
Short-term	17,430,068,757	14,803,506,625
- Health insurance, social insurance, unemployment insurance	27,062,708	34,820,308
- Union fees	298,971,088	233,467,413
- Short-term deposits and bets	1,349,364,000	878,364,000
- Other payables	15,754,670,961	13,656,854,904
Long-term	6,571,288,622	6,613,244,675
- Payable to Vipco Petroleum JSC, interest on capital contribution to Cai Lan warehouse project	4,230,000,000	4,230,000,000
- Transfer MOL's balance to the Company	1,371,639,899	1,371,639,899
- Other payables	969,648,723	1,011,604,776
Total	24,001,357,379	21,416,751,300
16. Short-term unearned revenue	319,729,322	234,153,940
17. Off-balance sheet items		
US Dollar (USD)	148,335.39	101,766.29

20. Equity							
20.1 Reconciliation table of changes in Equity							
	Vốn góp của chủ sở hữu	Thặng dư vốn cổ phần	Quỹ khác thuộc vốn chủ sở hữu	Quỹ đầu tư phát triển	Lợi nhuận sau thuế chưa phân phối	Lợi ích cổ đông không kiểm soát	Tổng cộng
A	1	2	3	4	5	6	7
As at 01/01/2024	150,000,000,000	-	3,410,429,248	36,779,900,263	95,025,507,760	2,131,912,408	212,638,360,700
Previous year profit	-	-	-	-	25,790,575,388	159,000,189	25,949,575,577
Other increase	-	-	-	-	-	-	-
Profit distribution	-	-	-	-	(223,300,000)	(10,200,000)	(233,500,000)
Other decrease	-	-	-	-	(89,522,333)	(5,377,667)	(94,900,000)
As at 31/12/2024	150,000,000,000	-	3,410,429,248	36,779,900,263	120,503,260,815	2,275,334,930	312,968,925,256
As at 01/01/2025	150,000,000,000	-	3,410,429,248	36,779,900,263	120,503,260,815	2,275,334,930	312,968,925,256
Profit after tax	-	-	-	-	14,592,721,886	107,804,875	14,700,526,760
Profit distribution during the period	-	-	-	-	(298,317,680)	-	(298,317,680)
Other increase/decrease	-	-	-	-	(4,181,371,887)	-	(4,181,371,887)
As at 30/09/2025	150,000,000,000	-	3,410,429,248	36,779,900,263	130,616,293,134	2,383,139,805	323,189,762,450
20.2 Details of owner's investment capital		As at 30/09/2025			As at 01/01/2025		
	Tổng số	Vốn cổ phần thường	Vốn cổ phần ưu đãi	Tổng số	Vốn cổ phần thường	Vốn cổ phần ưu đãi	
- Contributed capital (Shareholders, members)	150,000,000,000	150,000,000,000	-	150,000,000,000	150,000,000,000	-	-
- Share premium	-	-	-	-	-	-	-
- Treasury shares	-	-	-	-	-	-	-
Total	150,000,000,000	150,000,000,000	-	150,000,000,000	150,000,000,000	-	-
* Value of bonds converted into shares during the year							

20.3 Capital transactions with shareholders and dividend and profit	As at 30/09/2025	As at 01/01/2025
- Owner's investment capital		
+ capital contribution at the beginning Of the year	150,000,000,000	150,000,000,000
+ capital contribution increased during the year	-	-
+ capital contribution decreased during the year	-	-
+ capital contribution at the end Of the year	150,000,000,000	150,000,000,000
- Dividends, distributed profits	-	-
20.4 Shares	As at 30/09/2025	As at 01/01/2025
- Number Of shares authorized for issuance	15,000,000	15,000,000
- Number Of shares issued and fully Contributed	-	-
+ Common shares	15,000,000	15,000,000
+ Preferred shares	-	-
- Number Of shares repurchased	-	-
+ Shares of state shareholders:	-	-
+ shares Of individual Shareholders	15,000,000	15,000,000
- Number Of outstanding shares	-	-
+ Common shares	15,000,000	15,000,000
+ Preferred shares	-	-

VI. Additional information for items presented in the income statement:



	01/07/2025-30/09/2025	01/07/2024-30/09/2024
1. Revenue		
Sales and service revenue	30,878,563,066	26,097,811,515
- Revenue from freight forwarding services	3,744,828,370	3,084,348,213
- Revenue from providing warehouse business services	23,630,601,374	19,350,961,593
- Revenue from providing Other services	3,503,133,322	3,662,501,709
2. Cost of goods sold	01/07/2025-30/09/2025	01/07/2024-30/09/2024
Giá vốn hàng bán	26,405,424,962	22,432,092,238
- Cost Of freight forwarding services	3,259,372,309	2,700,937,971
- Cost Of providing warehouse business services	19,562,101,949	16,307,491,949
- Cost Of providing Other services	3,583,950,704	3,423,662,318
3. Revenue from financial activities	01/07/2025-30/09/2025	01/07/2024-30/09/2024
Financial activities revenue	3,608,736,218	4,583,263,602
- Interest on deposits, loans	3,215,646,164	4,570,208,089
- Dividends, shared profits	300,000,000	
- Exchange rate differences	93,090,054	13,055,513
- Other financial activities Revenue	-	
Profit and loss in joint ventures and associates	80,455,392	1,830,500,250
4. Financial expenses	01/07/2025-30/09/2025	01/07/2024-30/09/2024
Financial activities expenses	-	99,002,301
- Interest on loans	-	-
- Exchange rate differences	-	98,816,693
- Other financial expenses	-	185,608
5. Business management expenses	01/07/2025-30/09/2025	01/07/2024-30/09/2024
Business management expenses	2,608,755,518	2,765,813,747
- Salary expenses	1,213,877,640	1,513,895,525
- fixed asset Depreciation expenses	13,937,770	15,160,017
- Outsourced service expenses, Other	1,380,940,108	1,236,758,205
6. Other income	01/07/2025-30/09/2025	01/07/2024-30/09/2024
Other income	217,687,366	24,295,251
Liquidation, transfer of fixed assets	-	-
Other items	217,687,366	24,295,251
7. Other expenses	01/07/2025-30/09/2025	01/07/2024-30/09/2024
Other expenses	101,633,347	172,013,020
Residual value of liquidation and transfer of assets	-	-
Other expenses	101,633,347	172,013,020
8. Corporate income tax payable and profit after corp	01/07/2025-30/09/2025	01/07/2024-30/09/2024
- Total accounting profit before tax	5,669,628,215	7,066,949,312
- corporate income tax payable	753,007,915	332,142,810
- Deferred corporate income tax	-	0
- Profit after corporate income tax	4,916,620,300	6,734,806,502
- Profit after tax Of non-controlling Shareholders	2,229,400	36,287,568
- Profit after corporate income tax Of the parent company	4,914,390,900	6,698,518,934

Hanoi, Oct 29, 2025

Prepare

Chief Accountant

General Director


Mr Pham Quoc Chinh

Mr Pham Quoc Chinh

Mr Dao Nguyen Dang